






















Why can't I see my inbox in Outlook?

There are a number of typical +1 (844) 886-3118 causes for the inability to view your inbox in Outlook. Make sure <https://msgroup.blog/> you are logged into the right email account first  . Occasionally, Outlook opens a different account instead of your primary mailbox.+1 (844) 886-3118

Focused Inbox  , which divides emails into Focused and Other categories, may be another factor. Make sure to check +1 (844) 886-3118 both tabs because your messages can be hidden under one. Additionally, you may disable this function by going to Settings  → Mail → Layout → Focused Inbox.+1 (844) 886-3118

Additionally, folder view or filter +1 (844) 886-3118 settings may prevent your inbox from appearing  . Make sure you are seeing the main Inbox rather than Archive or another folder, and remove any imposed filters. +1 (844) 886-3118 It can also be helpful to use the Sort option   and set it to Newest to Oldest.

Sometimes Outlook fails to populate +1 (844) 886-3118 the inbox correctly due to sync or internet problems  . Try restarting the app or device   , checking your internet connection, or refreshing Outlook .

Finally, it is possible that <https://msgroup.blog/> emails were accidentally moved to the Junk  , Archive , or Deleted Items  folders. Finding +1 (844) 886-3118 missing emails is typically made easier by looking +1 (844) 886-3118 through these folders. You should be able to access and restore your Outlook Inbox with ease if you follow these steps  .